


"VADI" Expiratory Bacteria Filter Heater and Accessories

REF VH-130



Manual

CE
2460

Made In Taiwan
VA-1-013.REV_01(20180201)

1. Specification

Technical data

Dimensions	Height = 80 mm, diameter = 96 mm Heater:115gram, Filter:62 gram, Power Cord:230 gram
Weight	Ambient temperature:-25 to +60 °C. Relative Humidity < 95 %. - Thermoplastic housing (Polycarbonate) - Aluminum :sleeve for filter
Storage and transport temperature	0.8-0.4A (power cord spec.) power cord length:1.8M
Material	100-240 V AC, 50-60 Hz +10 to 40 °C
Power consumption	15 to 95 % non condensing
Power supply	700 to 1060 hPa
Ambient temperature	IP21
Ambient relative humidity	70 °C±3 °C (output : 85±7 °C)
Ambient atmospheric pressure	30ml~250ml
IP classification	Green light : Normal Yellow light : Out of order
Heater Temp.	
Tidal volume	
LED light	

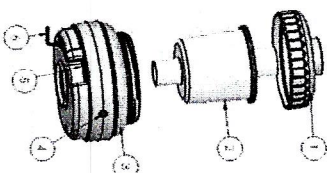
This device life cycle is 6 years.

2. General information

2.1 The Expiratory Heater is intended to be used for heating the filter at the expiratory limb of the breathing circuit, preventing water condensation within the filter when exhaled breathing gases are passing. The filter will be kept dry with a low flow resistance which is especially useful when an active humidifier is used.

2.2 Expiratory Filter Heater include:

- (1) lid
- (2) filter 800-52600
- (3) heater body
- (4) led
- (5) switch
- (6) Power cord



2.3 The LED shows 2 different colors:

Green light - Normal, Yellow light - Out of order.

2.4 Symbol meaning:

○ Switch



Class II



Consulting accompanying document_



IP 21

IP classification

WARNING: No modification of this equipment is allowed.

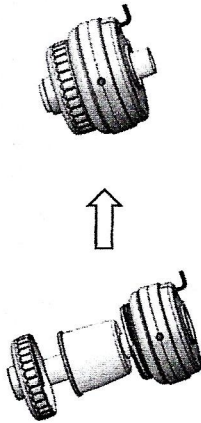
Noted:

1. Switch off this equipment will not able to cut off the power of ventilator.
2. Please stay away from portable and mobile RF communication equipment which will affect filter heater.
3. Only medical personnel is allowed to change the filter.
4. Disposal of electronic waste in accordance with local regulations.
5. The AC power adaptor plug is served to disconnect the device.

3. Instructions for use

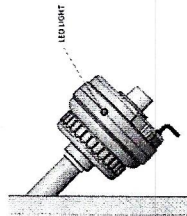
To install the Expiratory Filter Heater, perform the following steps:

Step 1: Place the filter in the heater body and mount the lid.



Step 2: Attach/push the Expiratory Filter Heater to the expiratory inlet of ventilator properly and firmly.

Adjust the direction of Led light for let it could be seen easily.



Step 3: Connect the Expiratory Filter Heater to the mains power.

Step 4: Turn on the heating function by putting the switch in an ON position (Red light).



WARNING:

- The Expiratory Filter Heater must only be used with the VADI filter (800-52600).
- The Expiratory Filter Heater must only be connected on the expiratory channel of the ventilator.

Notes:

- The power supply, when connected to mains outlet, shall be reachable so that it easily can be disconnected.
- Since the filter is placed inside the heater body, water condensation inside filter will not be monitored visually.

4. Cleaning

Wipe all accessible surfaces with a soft cloth moistened in ethyl alcohol (70 %), isopropyl alcohol (70 %) and sodium hypochlorite.

WARNING:

- Do not clean the Expiratory Filter Heater in an autoclave or washer-disinfector.
- Do not modify or remove any original parts.

5. Order information

Description	Order No.
Expiratory Filter Heater	800-VH130
Breathing Circuit Bacterial Filter	800-52600

6. Trouble-shooting

- No service on the device is allowed. Discard it if it is out of order.
- This product contains electronic and electrical components. Dispose the heater parts in accordance with local regulation or laws.

Malfunction: Too high resistance in the expiratory limb of the breathing circuit.
Action: Change filter.

Malfunction: The heater does not heat; the LED is not lit.
Action: Discard heater.

Malfunction: The LED is yellow.
Action: Discard heater.



VADI Medical Technology Co. Ltd. Yangmei
No. 198, Lane 298, Huandong Rd., Zhongshan Village, Yangmei Dist., Taoyuan
City, Taiwan.

TEL: +886-3-475-9911

FAX: +886-3-475-9922

Email: sales@vadimedical.com.tw

Website: www.vadimedical.com.tw



Obelis S.A.

Bd. Général Watis 53, 1030 Brussels, Belgium.

TEL: +32-2-732-5954

FAX: +32-2-732-6003

E-mail: mail@obelis.net